



JPC Series lead-carbon battery

JPC12-200_(12V200AH/HR)



Applications

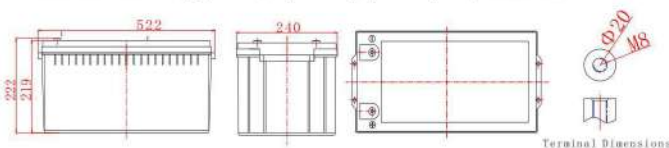
- › Solar / wind energy and other new energy storage
- › Hybrid vehicles, electric bicycles and other new energy vehicles
- › Other backup or cycle purposes

General Features

- › Lead-carbon composite negative plate, both capacitance and battery characteristics
- › Long cycle life, excellent deep cycle discharge ability
- › Excellent charge acceptance ability
- › Optimized capability of instant high-current discharging
- › Strong high and low temperature performance
- › Precision sealing technology



Dimension:522(L)×240(W)×219(H)×222(TH) Unit: mm



Specification

| | |
|---------------------------------|--|
| Nominal Voltage | 12V |
| Nominal Capacity | 200Ah |
| Design life | 15 years |
| Terminal | M8 |
| Approx. Weight | Approx 62.5kg (137.8lbs) |
| Container Material | ABS |
| Rated Capacity | 200Ah 10Hour Rate (20.0A to 10.8V) |
| | 163Ah 3Hour Rate (54.2A to 10.8V) |
| | 132Ah 1Hour Rate (132A to 10.5V) |
| Internal resistance | Full charged at 25°C: 2.9 mΩ |
| Max. Discharge Current | 2400A(5S) |
| Operating Temperature | Discharge: -40 ~60°C (-40~ 140°F) |
| | Charge: -20 ~50°C (-4~ 122°F) |
| | Storage: -20 ~50°C (-4~ 122°F) |
| Charge current: | Max.100A ; Recom.20~40A |
| Float Charge voltage(-3mV/°C) : | |
| Charge Method (25 °C) | 13.5-13.8V,recom.13.62V(Cycle use system) |
| | 13.5-13.8V,recom.13.5V(Full floating system) |
| | Equalize charge:13.8-14.1V,recom.14.1V(-4mV/ °C) |
| | Cycle charge:14.4-15.0V,recom.14.4V(-5mV/ °C) |
| Self discharge | 3% of capacity declined per month at 25°C |

Constant Current Discharge Characteristics Unit: A (25°C, 77°F)

| FV/Time | 5min | 15min | 30min | 1h | 2h | 3h | 5h | 8h | 10h | 20h |
|---------|------|-------|-------|-----|------|------|------|------|------|------|
| 1.60V | 719 | 386 | 235 | 136 | 78.0 | 56.6 | 38.0 | 24.9 | 21.0 | 11.0 |
| 1.65V | 697 | 374 | 231 | 135 | 77.6 | 56.0 | 37.6 | 24.7 | 20.8 | 11.0 |
| 1.70V | 669 | 366 | 227 | 134 | 77.0 | 55.2 | 37.2 | 24.5 | 20.6 | 10.9 |
| 1.75V | 615 | 354 | 225 | 132 | 75.8 | 54.6 | 36.8 | 24.3 | 20.4 | 10.9 |
| 1.80V | 552 | 330 | 215 | 129 | 74.4 | 54.2 | 35.8 | 24.1 | 20.0 | 10.8 |
| 1.85V | 492 | 295 | 196 | 119 | 70.7 | 51.1 | 34.0 | 23.2 | 19.6 | 10.6 |

Constant Power Discharge Characteristics Unit: W/cell (25°C, 77°F)

| FV/Time | 5min | 15min | 30min | 1h | 2h | 3h | 5h | 8h | 10h | 20h |
|---------|------|-------|-------|-----|-----|------|------|------|------|------|
| 1.60V | 1205 | 680 | 425 | 257 | 147 | 108 | 72.1 | 48.5 | 40.4 | 21.8 |
| 1.65V | 1159 | 668 | 421 | 255 | 147 | 106 | 71.7 | 48.1 | 40.0 | 21.7 |
| 1.70V | 1153 | 660 | 421 | 253 | 146 | 106 | 71.1 | 47.9 | 39.6 | 21.6 |
| 1.75V | 1075 | 656 | 419 | 251 | 146 | 105 | 70.7 | 47.5 | 39.2 | 21.5 |
| 1.80V | 988 | 621 | 409 | 249 | 145 | 105 | 69.9 | 47.1 | 38.8 | 21.4 |
| 1.85V | 882 | 555 | 375 | 231 | 139 | 99.6 | 66.7 | 45.5 | 38.2 | 21.2 |

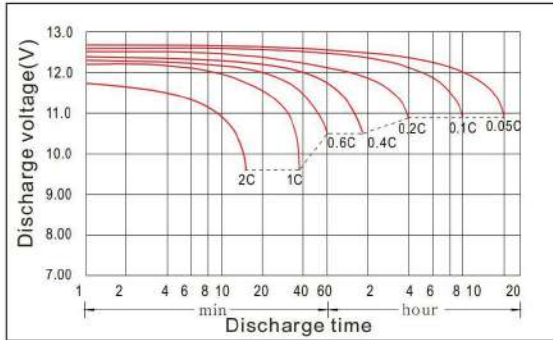
Disclaimer: Manufacturers have the right to self-modify the parameters of the product updates, please keep in touch with manufacturers to obtain the latest information.



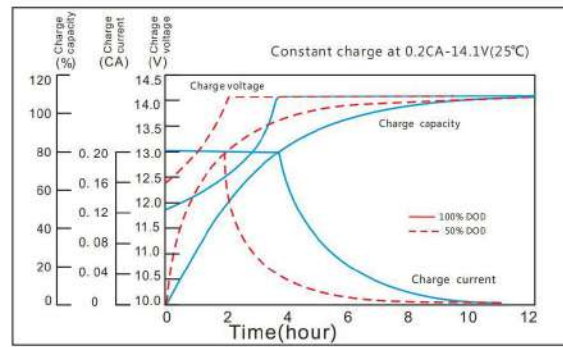
JPC Series lead-carbon battery

JPC12-200_(12V200AH/HR)

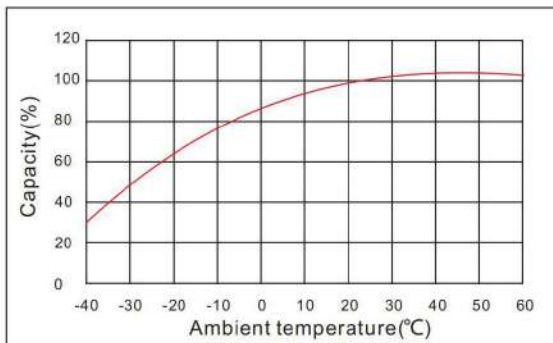
Discharge characteristic



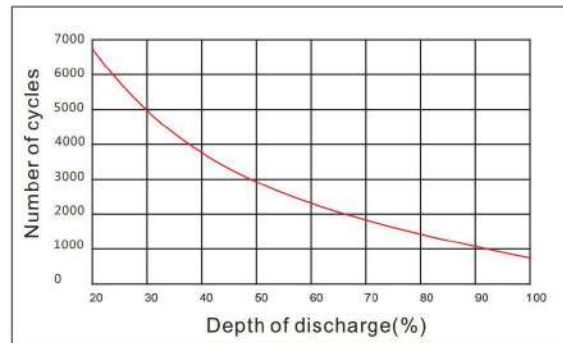
Charging characteristic



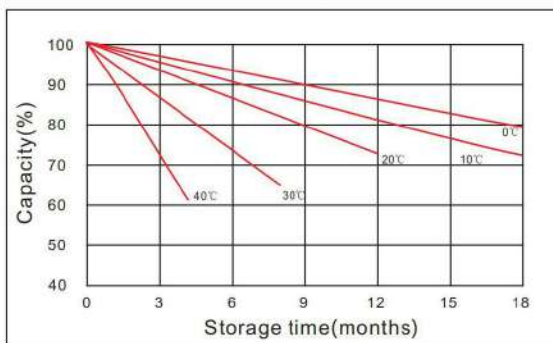
The effect of temperature on capacity



The effect of discharge depth on cycle life



Curves of self-discharge



Curves of open circuit voltage vs. capacity

